

Annexure - I

1. Name of Listed Entity: **STAR DELTA TRANSFORMERS LTD**
2. Scrip Code/Name of Scrip/Class of Security **539255**
3. Share Holding Pattern Filed under: **Reg. 31(1)(a)/Reg. 31(1)(b)/Reg.31(1)(c)**
- a. If under 31(1)(b) then indicate the report for Quarter ending: **31/03/2016**
- b. If under 31(1)(c) then indicate date of allotment/extinguishment: **Not Applicable**

4. **Declaration:** The Listed entity is required to submit the following declaration to the extent of submission of information:-

	Particulars	Yes *	No*
1	Whether the Listed Entity has issued any partly paid up shares?		NO*
2	Whether the Listed Entity has issued any Convertible Securities or Warrants?		NO*
3	Whether the Listed Entity has any shares against which depository receipts are issued?		NO*
4	Whether the Listed Entity has any shares in locked-in?		NO*
5	Whether any shares held by promoters are pledge or otherwise encumbered?	YES*	

* If the Listed Entity selects the option 'No' for the questions above, the columns for the partly paid up shares, Outstanding Convertible Securities /Warrants, depository receipts, locked-in shares, No of shares pledged or otherwise encumbered by promoters, as applicable, shall not be displayed at the time of dissemination on the Stock Exchange website. Also wherever there is 'No' declared by Listed Entity in above table the values will be considered as 'Zero' by default on submission of the format of holding of specified securities.

5 The tabular format for disclosure of holding of specified securities is as follows:-




Table I-Summary Statement holding of specified securities

Category (I)	Category of shareholder (II)	Nos. of shareholders (III)	No. of fully paid up equity shares held (IV)	No. of Partly paid up equity shares held (V)	No. of shares underlying Depository Receipts (VI)	Total nos. shares held (VII) = (IV)+(V) + (VI)	Shareholding as a % of total no. of shares (calculated as per SCRR, 1957) (VIII) As a % of (A+B+C2)	Number of Voting Rights held in each class of securities (IX)			No. of Shares Underlying Outstanding convertible securities (including Warrants) (X)	Shareholding, as a % assuming full conversion of convertible securities (as a percentage of diluted share capital) (XI)= (VII)+(X) As a % of (A+B+C2)	Number of Locked in shares (XII)		Number of Shares pledged or otherwise encumbered (XIII)		Number of equity shares held in dematerialized form (XIV)	
								No of Voting Rights					Total as a % of (A+B+C)	No. (a)	As a % of total Shares held (b)	No. (a)		As a % of total Shares held (b)
								Equity	Class eg: v	Total								
(A)	Promoter & Promoter Group	11	2249800	0	0	2249800	74.99	2249800	0	2249800	74.988	0	74.98833411	0	0	405000	18.0016	2249800
(B)	Public	748	750400	0	0	750400	25.01	750400	0	750400	25.012	0	25.01166589	0	0	0		728900
(C)	Non Promoter-Non Public	0	0	0	0	0	0.00	0	0	0	0	0	0	0	0	NA		0
(C1)	Shares underlying DRs	0	0	0	0	0	NA	0	0	0	0	0	0	0	0	NA		0
(C2)	Shares held by Employee Trusts	0	0	0	0	0	0.00	0	0	0	0	0	0	0	0	NA		0
	Total	759	3000200	0	0	3000200	100.00	3000200.00	0.00	3000200.00	100	0	100	0	0	405000	13.596	2978700




Table II - Statement showing shareholding pattern of the Promoter and Promoter Group

Category & Name of the Shareholders (I)	PAN (II)	No. of shareholder (III)	No. of fully paid up equity shares held (IV)	Partly paid-up equity shares held (V)	Nos. of shares underlying Depository Receipts (VI)	Total nos. shares held (VII) = IV+V+VI	Shareholding % calculated as per SCRR, 1957 As a % of (A+B+C2) (VIII)	Number of Voting Rights held in each class of securities (IX)			No. of Shares Underlying Outstanding convertible securities (including Warrants) (X)	Shareholding, as a % assuming full conversion of convertible securities (as a percentage of diluted share capital) (XI) = (VII)+(X) as a % of A+B+C2	Number of Locked In shares (XII)		Number of Shares pledged or otherwise encumbered(XIII)		Number of equity shares held in dematerialized form (XIV)	
								No of Voting Rights					Total as a % of (A+B+C)	No. (a)	As a % of total Shares held (b)	No. (a)		As a % of total Shares held (b)
								Equity	Class eg: y	Total								
(1) Indian		0	0	0		0	0	0	0	0	0	0	0	0	0	0	0	
Individuals/Hindu undivided Family		10	2189800	0		2189800	72.988467	2189800	2189800	72.988467	72.988	0	0	405000	18.49	2189800		
KISHORE GUPTA		1	583500	0		583500	19.448703	583500	583500	19.448703	19.448703	0	0	15000	2.57	583500		
LAXMI NARAYAN GUPTA		1	4600	0		4600	0.153323	4600	4600	0.153323	0.153323	0	0	0	0	4600		
RAKESH GUPTA		1	562100	0		562100	18.735418	562100	562100	18.735418	18.735418	0	0	120000	21.35	562100		
MANJU GUPTA		1	241500	0		241500	8.049463	241500	241500	8.049463	8.049463	0	0	15000	6.21	241500		
ARCHANA GUPTA		1	268300	0		268300	8.942737	268300	268300	8.942737	8.942737	0	0	120000	44.73	268300		
NEETA GUPTA		1	1500	0		1500	0.049997	1500	1500	0.049997	0.049997	0	0	0	0	1500		
MAYANK GUPTA		1	428300	0		428300	14.275715	428300	428300	14.275715	14.275715	0	0	135000	31.52	428300		
TUSHARIKA GUPTA		1	10000	0		10000	0.333311	10000	10000	0.333311	0.333311	0	0	0	0	10000		
MANALI GUPTA		1	70000	0		70000	2.333178	70000	70000	2.333178	2.333178	0	0	0	0	70000		
ARCHIT GUPTA		1	20000	0		20000	0.666622	20000	20000	0.666622	0.666622	0	0	0	0	20000		
Central Government/ State Government(s)		0	0	0		0	0	0	0	0	0	0	0	0	0	0		
Financial Institutions/ Banks		0	0	0		0	0	0	0	0	0	0	0	0	0	0		
(d) Bodies Corporate		1	60000	0		60000	1.999867	60000	60000	1.999867	2	0	0	0	0	60000		
ARK TRANSFORMERS PVT LTD.		1	60000	0		60000	1.999867	60000	60000	1.999867	1.999867	0	0	0	0	60000		
(e) Any Other(Specify)		0	0	0		0	0	0	0	0	0	0	0	0	0	0		
(ei) PAC-Individuals		0	0	0		0	0	0	0	0	0	0	0	0	0	0		
(eii) Mutual Fund		0	0	0		0	0	0	0	0	0	0	0	0	0	0		
(eiii) PAC-Body Corporate		0	0	0		0	0	0	0	0	0	0	0	0	0	0		
(eiv) Non Govt. Institutions		0	0	0		0	0	0	0	0	0	0	0	0	0	0		
Sub-Total (A)(1)		11	2249800	0		2249800	74.988334	2249800	2249800	74.988334	74.988	0	0	405000	18.0016	2249800		
(2) Foreign		0	0	0		0	0	0	0	0	0	0	0	0	0	0		
Individuals (Non-Resident Individuals / Foreign Individuals)		0	0	0		0	0	0	0	0	0	0	0	0	0	0		
(b) Government		0	0	0		0	0	0	0	0	0	0	0	0	0	0		
(c) Institutions		0	0	0		0	0	0	0	0	0	0	0	0	0	0		
Foreign Portfolio Investor		0	0	0		0	0	0	0	0	0	0	0	0	0	0		
(e) Any Other (specify)		0	0	0		0	0	0	0	0	0	0	0	0	0	0		
Sub-Total (A)(2)		0	0	0		0	0	0	0	0	0	0	0	0	0	0		
Total Shareholding of Promoter and Promoter Group (A) = (A)(1)+(A)(2)		11	2249800	0		2249800	74.988334	2249800	2249800	74.988334	74.988	0	0	405000	18.0016	2249800		

Details of Shares which remain unclaimed may be given hear along with details such as number of shareholders, outstanding shares held in demat/unclaimed suspense account, voting rights which are frozen etc.

Note:

(1) PAN would not be displayed on website of Stock Exchange(s).

(2) The term "Encumbrance" has the same meaning as assigned under regulation 28(3) of SEBI (Substantial Acquisition of Shares and Takeovers) Regulations, 2011.




Table III - Statement showing shareholding pattern of the Public shareholder

Category & Name of the Shareholders (I)	PAN (II)	No. of shareholder (III)	No. of fully paid up equity shares held (IV)	Partly paid-up equity shares held (V)	Nos. of shares underlying Depository Receipts (VI)	Total nos. shares held (VII = IV+V+VI)	Shareholding % calculated as per SCRR, 1957 As a % of (A+B+C2) (VIII)	Number of Voting Rights held in each class of securities (IX)			No. of Shares Underlying Outstanding convertible securities (Including Warrants) (X)	Shareholding, as a % assuming full conversion of convertible securities (as a percentage of diluted share capital) (XI) = (VII)+(X) as a % of A+B+C2	Number of Locked In shares (XII)		Number of Shares pledged or otherwise encumbered (XIII)		Number of equity shares held in dematerialized form (XIV)	
								No of Voting Rights					Total as a % of (A+B+C)	No. (a)	As a % of total Shares held (b)	No. (Not applicable) (a)		As a % of total Shares held (b)
								Equity	Class eg: y	Total								
(1) Institutions		0	0	0	0	0	0	0	0	0	0	0	0	0	0	0	0	
(a) Mutual Funds/ Venture Capital Funds		0	0	0	0	0	0	0	0	0	0	0	0	0	0	0	0	
(b) Alternate Investment Funds		0	0	0	0	0	0	0	0	0	0	0	0	0	0	0	0	
(c) Foreign Venture Capital Investors		0	0	0	0	0	0	0	0	0	0	0	0	0	0	0	0	
(d) Foreign Portfolio Investors		0	0	0	0	0	0	0	0	0	0	0	0	0	0	0	0	
(e) Financial Institutions / Banks		0	0	0	0	0	0	0	0	0	0	0	0	0	0	0	0	
(f) Insurance Companies		0	0	0	0	0	0	0	0	0	0	0	0	0	0	0	0	
(g) Provident Funds/ Pension Funds		0	0	0	0	0	0	0	0	0	0	0	0	0	0	0	0	
(h) Any Other (specify)		0	0	0	0	0	0	0	0	0	0	0	0	0	0	0	0	
(i) Foreign Financial Investors		0	0	0	0	0	0	0	0	0	0	0	0	0	0	0	0	
Sub-Total (B)(1)		0	0	0	0	0	0	0	0	0	0	0	0	0	0	0	0	
(2) Central Government/ State Government(s)/ President of India		0	0	0	0	0	0	0	0	0	0	0	0	0	0	0	0	
Sub-Total (B)(2)		0	0	0	0	0	0	0	0	0	0	0	0	0	0	0	0	
(3) Non-Institutions		0	0	0	0	0	0	0	0	0	0	0	0	0	0	0	0	
(a) Individuals -		0	0	0	0	0	0	0	0	0	0	0	0	0	0	0	0	
i. Individual shareholders holding nominal share capital up to Rs. 10 lakhs		696	376335	0	376335	12.543664	376335	376335	12.543664	12.544	0	0	0	0	0	0	354835	
ii. Individual shareholders holding nominal share capital in excess of Rs. 10 lakhs		10	267300	0	267300	8.909406	267300	267300	8.909406	8.909	0	0	0	0	0	0	267300	
OM PRAKASH GUPTA		1	38400	0	38400	1.279915	38400	38400	1.279915	1.279915	0	0	0	0	0	0	38400	
SANGEETHA S		1	34000	0	34000	1.133258	34000	34000	1.133258	1.133258	0	0	0	0	0	0	34000	
(b) NBFCs registered with RBI		0	0	0	0	0	0	0	0	0	0	0	0	0	0	0	0	
(c) Employee Trusts		0	0	0	0	0	0	0	0	0	0	0	0	0	0	0	0	
(d) Overseas Depositories (holding DRs) (balancing figure)		0	0	0	0	0	0	0	0	0	0	0	0	0	0	0	0	
(e) Any Other (specify)		0	0	0	0	0	0	0	0	0	0	0	0	0	0	0	0	
Bodies Corporate		37	104490	0	104490	3.482768	104490	104490	3.482768	3.483	0	0	0	0	0	0	104490	
ARIHANT CAPITAL MARKETS LTD		1	80909	0	80909	2.696787	80909	80909	2.696787	2.696787	0	0	0	0	0	0	80909	
OCB		0	0	0	0	0	0	0	0	0	0	0	0	0	0	0	0	
NRI Individuals (Non Rep)		1	1000	0	1000	0.033331	1000	1000	0.033331	0.033	0	0	0	0	0	0	1000	
NRI (Repatriation)		4	1275	0	1275	0.042497	1275	1275	0.042497	0.042	0	0	0	0	0	0	1275	
Foreign Company		0	0	0	0	0	0	0	0	0	0	0	0	0	0	0	0	
Sub-Total (B)(3)		748	750400	0	750400	25.011666	750400	750400	25.011666	25.011	0	0	0	0	0	0	728900	
Total Public Shareholding (B) = (B)(1)+(B)(2)+(B)(3)		748	750400	0	750400	25.011666	750400	750400	25.011666	25.011	0	0	0	0	0	0	728900	

Details of the shareholders acting as persons in Concert including their Shareholding (No. and %):

Details of Shares which remain unclaimed may be given hear along with details such as number of shareholders, outstanding shares held in demat/unclaimed suspense account, voting rights which are frozen etc.

Note:

- (1) PAN would not be displayed on website of Stock Exchange(s).
- (2) The above format needs to be disclosed along with the name of following persons: Institutions/Non Institutions holding more than 1% of total number of shares.
- (3) W.r.t. the information pertaining to Depository Receipts, the same may be disclosed in the respective columns to the extent information available and the balance to be disclosed as held by custodian,




Table IV - Statement showing shareholding pattern of the Non Promoter- Non Public shareholder

	Category & Name of the Shareholders (I)	PAN (II)	No. of shareholder (III)	No. of fully paid up equity shares held (IV)	Partly paid-up equity shares held (V)	Nos. of shares underlying Depository Receipts (VI)	Total nos. shares held (VII = IV+V+VI)	Shareholding % calculated as per SCRR, 1957 As a % of (A+B+C2) (VIII)	Number of Voting Rights held in each class of securities (IX)			No. of Shares Underlying Outstanding convertible securities (including Warrants) (X)	Shareholding , as a % assuming full conversion of convertible securities (as a percentage of diluted share capital) (XI) = (VII)+(X) as a % of A+B+C2	Number of Locked in shares (XII)		Number of Shares pledged or otherwise encumbered(XIII)		Number of equity shares held in dematerialized form (XIV)	
									No of Voting Rights					Total as a % of (A+B+C)	No. (a)	As a % of total Shares held (b)	No. (Not applicable) (a)		As a % of total Shares held (b)
									Class eg: X	Class eg: Y	Total								
(1)	Custodian/DR Holder	0	0	0	0	0	0	0	0	0	0	0	0	0	0	0	0	0	
(a)	Name of DR Holder (if available)	0	0	0	0	0	0	0	0	0	0	0	0	0	0	0	0	0	
(I)	abc,...	0	0	0	0	0	0	0	0	0	0	0	0	0	0	0	0	0	
(II)	efg...	0	0	0	0	0	0	0	0	0	0	0	0	0	0	0	0	0	
(2)	Employee Benefit Trust (under SEBI (Share based Employee Benefit) Regulations, 2014)	0	0	0	0	0	0	0	0	0	0	0	0	0	0	0	0	0	
(a)	Name (abc...)	0	0	0	0	0	0	0	0	0	0	0	0	0	0	0	0	0	
	Total Non-Promoter- Non Public Shareholding (C)= (C)(1)+(C)(2)	0	0	0	0	0	0	0	0	0	0	0	0	0	0	0	0	0	

Note

(1) PAN would not be displayed on website of Stock Exchange(s).

(2) The above format needs to disclose name of all holders holding more than 1% of total number of shares

(3) W.r.t. the information pertaining to Depository Receipts, the same may be disclosed in the respective columns to the extent information available,

